

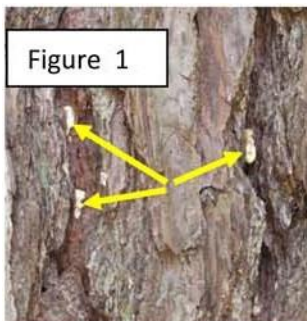


Pine Bark Beetles in Urban Areas

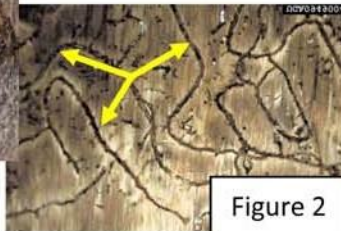
Introduction: Pine trees growing in urban areas are valued for their beauty and for the environmental services they provide. Unfortunately, pines growing in urban conditions are often at increased risk of attack by pine bark beetles. These attacks are normally a result of harsh environmental conditions such as long-term drought, overcrowding, construction damage, and lightning strikes. Under the right conditions, these insects can attack and kill your pines within weeks during the summer months. The following information can help protect urban pines from these devastating insects.

Identification: People often don't realize they have a beetle problem until the needles of their trees turn red. Determining the type of pine beetle involved is crucial in minimizing tree loss. The three kinds of pine bark beetles found in Georgia are the southern pine beetle, the Ips Beetle and the black turpentine beetle. **The following descriptions help to identify each of the three types of pine bark beetles.**

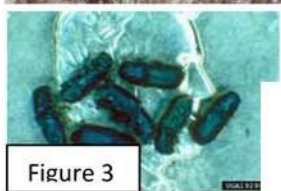
- **Southern Pine Beetle (SPB)**- The most destructive pine beetle. These insects destroy countless urban pine trees during epidemic outbreaks. Loblolly, Virginia, and shortleaf pine species are the preferred hosts.



Pitch tubes - Formed as resin runs out the entrance holes, SPB pitch tubes are normally about the size of a number 2 pencil eraser and are white in color. They are usually found in the crevices of the bark at any height on the bole of the tree (Figure 1).



Galleries - These paths are made by the beetles as they feed and lay eggs between the bark and the wood. The galleries are actually grooved into the inner bark. Bark removal is difficult on freshly attacked trees but will aid with identification, since galleries created by SPB have a winding "S" pattern (Figure 2) and are packed with frass (excrement and feeding debris.)



The Beetle - Southern pine beetles spend most of their time between the wood and the bark of the tree, making them difficult to find. Peeling or shaving the bark off to look for galleries may also reveal a beetle. They are very small, approximately 1/8-inch long, and are reddish-brown to black in color (Figure 3). With a magnifying lens, look at the rear of the beetle to see if spines are present. As shown in Figure 3, SPB has no spines.

- **Ips Beetles** - This beetle is usually not as destructive as the southern pine beetle. In an urban setting Ips beetles normally impact individual or small groups of trees. There are actually three different species of Ips but distinguishing between them is seldom needed.



Pitch tubes - Formed as resin runs out the entrance holes, Ips beetle pitch tubes vary in location and size depending on the species of beetle involved. For instance, one species attacks trees in the top so pitch tubes are seldom visible from the ground. Because Ips commonly enter through the thicker bark plates and not through bark crevices, as SPB does, their pinkish pitch tubes are normally found directly on the bark plates (Figure 4).



Figure 5

Galleries - These paths are made by the beetles as they feed and lay eggs between the bark and the wood. The galleries are actually grooved into the inner bark. The galleries created by Ips have a linear “Y” or “H” pattern and are mostly free of frass (excrement and feeding debris). Figure 5 shows the linear galleries after the outer bark has been shaved away.

The Beetle - Ips beetles spend most of their time between the wood and the bark of the tree, making them difficult to find. Peeling or shaving the bark off to look for galleries may reveal a beetle. The size of the beetle ranges from 1/8-inch to 1/4-inch long depending on the species, while the color varies from reddish-brown to black. The spines on the rear of the beetle are its most distinguishing feature, but a magnifying lens is needed to see them. Figure 6 shows the spines on the beetle’s rear pointing upward.



Figure 6

- **Black Turpentine Beetle (BTB)** – This beetle is the least destructive of all the pine bark beetles. In an urban setting, infested trees sometimes survive the attack and spread from tree-to-tree is minimal. BTB commonly attacks trees stressed by drought, lightning strikes or mechanical damage to the main stem or roots.



Figure 7

Pitch tubes - Formed as resin runs out the entrance holes, BTB pitch tubes range in size from a quarter to a silver dollar (Figure 7). BTB is the largest of the pine bark beetles and creates a larger entrance hole. Because it attacks the lower ten feet of the tree, the pitch tubes are very easy to see.



Figure 8

Galleries - These paths are made by the beetles as they feed and lay eggs between the bark and the wood. The galleries are actually grooved into the inner bark. BTB galleries can be up to one inch wide and twelve inches long, are usually fan shaped and extend downward from the entrance hole (Figure 8).




Figure 9

The Beetle - Black turpentine beetles spend most of their time between the wood and the bark of the tree, making them difficult to find. Peeling or shaving the bark off to look for galleries may reveal a beetle. The black, robust adults range in size from 1/4-inch to 3/8-inches long. They look very similar to a SPB but are significantly larger (Figure 9).

Pine Beetle Prevention:

- Keep pines in a vigorous, healthy condition by mulching, watering, and removing over-crowded trees.
- Avoid damaging the bole of the tree or the roots. Damaging the tree causes stress and witch can be attractive to pine beetles.
- Avoid pruning pines during the spring or summer. Do not allow tree crews to use spikes to climb pines for pruning, as the resulting wounds can make the tree more susceptible to pine beetles.
- Remove lightning-struck or severely damaged pine trees from your landscape promptly.
- Spray trees with a labeled insecticide as directed below when beetles are active in your area (black turpentine beetles only).

Pine Beetle Control:

Southern pine & Ips beetles: In some instances, healthy pines are able to fight off an attack on their own, but this is not always the case. SPB and Ips beetles cannot be saved using insecticide. This is because in addition to the damage caused while feeding, these insects also introduce blue stain fungus into the tree, which clogs water conductive tissue, contributing to mortality. If you have trees infested with SPB or Ips, immediately remove these trees when needles begin to fade turning pale green or yellow. If you have SPB and are able, remove a buffer of 50-100 ft. in the direction the infestation is moving.

Black turpentine beetles: Black turpentine beetles do not carry blue stain fungus and do not always kill the trees they attack. Trees lightly infested with black turpentine beetles can survive without any intervention, but heavily infested trees may be killed by girdling as the beetles feed. At either level of infestation, immediate removal is not recommended. Spray the infested trees with a labeled insecticide to kill emerging adults, and spray the surrounding trees to prevent further attacks. Trees should be sprayed starting at the groundline up to 10-12 feet high.

Insecticide recommendations: insecticides labeled for black turpentine beetle control can be used to prevent tree infestations and to control beetles emerging from infested trees. Permethrin, bifenthrin, and carbaryl are active ingredients that are labeled and known to control BTB. Preventative treatments should be made when BTB is on or near your property, with the initial application made when the redbuds in the area begin to bloom. Consumers should carefully read and follow label instructions for mixing, application, and disposal of this chemical, as well as all safety requirements.

“Frequently Asked Questions About Pine Bark Beetles”

How do I know if my trees are currently infested with bark beetles?

Infested trees are usually characterized by fresh green needles on the ground, green to yellow needles in the canopy, tight fitting bark (hard to remove from the tree when struck by a hatchet or ax) and soft gummy pitch tubes, although there are exceptions. Homeowners should seek the advice of a professional forester or certified arborist to be sure trees are infested.

What are my options for controlling an “active infestation” of Ips or southern pine beetles?

Removal of infested trees is the best way to get rid of **Ips** and **Southern Pine Beetles**.

Another option is to fell the trees, chip them on site and spread the chips as mulch on a non-pine area. Cutting and storing infested trees on site for firewood is not recommended unless they are properly treated. However, dead trees (i.e. those with no needles) can be cut and stored for firewood without any special treatment.

What are my options for controlling black turpentine beetle infestations?

The **black turpentine beetle** is the only pine bark beetle confined to the lower 10 feet of tree trunk. Except in extreme situations, the beetles do not mass attack trees as do the **Ips** and **southern pine beetles**. Rather, their populations tend to build up over a period of weeks, thus allowing time for control by homeowners. Spraying the lower ten feet of trunk with a recommended insecticide can effectively control **black turpentine beetles**.

Do I need to remove trees that are already dead (i.e. those with no needles)?

Dead trees from which bark beetles have emerged may harbor beneficial insects such as the checkered beetle. If dead trees are no threat to property, humans, or pets, they can be left standing to provide homes for checkered beetles and cavity nesting birds. Be sure dead trees are away from property lines, powerlines, houses, cars and children's play areas. Stay away from dead trees on windy days as branches and upper trunk sections may break.

Can I protect my healthy trees with an insecticide before pine beetles attack?

Many tree companies offer to spray standing pines up to a height of about ten feet, which is effective against **black turpentine beetles** but not against Ips and southern pine beetles. Also, many tree companies advertise the injection of systemic chemicals to control or prevent bark beetles. Research to determine the effectiveness of these compounds is ongoing. Stay with the proven methods even though they may be more costly and labor intensive.

Will chips from recently ground pine trees attract pine beetles to my yard?

The **black turpentine beetle** is justly named because it is highly attracted to the odor of fresh pine tree resin. Green pine chips may increase the possibility of a black turpentine beetle attack and, to a lesser extent, attacks from the other bark beetles. Pine chips should be used only in and around hardwood areas.

Must I have the stumps ground when I remove an infested tree?

Black turpentine beetles like the smell of fresh pine resin and a green stump is a prime target for them. Stump grinding is preferred when green pines are cut. If not, the stumps should be sprayed with a recommended insecticide unless there are no more pines left in the yard. Stump removal is not necessary for SPB or Ips Beetles.

Does pruning attract pine bark beetles?

Whenever possible, prune pine trees when bark beetles are inactive. Pruning trees between November and February is preferred. If pine beetles are active in your area then delay any pruning, including powerlines, until the outbreak subsides.

What should I do if my neighbor has trees infested with pine bark beetles?

Be aware of bark beetle activity or tree lightning strikes in your neighborhood. Pine bark beetles can devastate neighborhoods or woodlands and do not respect property lines. Quick action to rid an area of beetles is imperative. Be sure your neighbors are aware of the situation.

What are my responsibilities toward my neighbors if I have an active bark beetle infestation on my property?

Once you know the danger of your infestation spreading to nearby properties, you may be liable for negligence by failing to remove the infested trees. Neighbors need to work together to solve a community problem.

Are there any federal and state tax relief options for homeowners plagued by pine bark beetles?

Yes, but this will generally be worthwhile for only those property owners who have received significant and therefore large dollar amounts of damage. The IRS recognizes the **southern pine beetle** as a casualty agent. However, the process of determining casualty losses from yard trees is somewhat complicated. Obtaining a letter from a forester or other qualified professional stating southern pine beetle as the casualty agent is one step in the process. Consulting with a highly qualified tax professional is also highly recommended. More information can be found at this website: www.timbertax.org/research/revenuerulings/involuntaryconversion/79-174/.

What type of assistance does the Georgia Forestry Commission provide to homeowners with pine bark beetles?

During community-wide or statewide beetle outbreaks, the GFC provides citizens with information on the identification and control of pine bark beetles. GFC can also publicize and coordinate community-wide suppression activities by training tree companies, arborists and timber harvesters on proper control procedures. As a state agency the GFC does not remove trees nor provide financial assistance to citizens for tree removal. Contact the Georgia Forestry Commission by calling your local county office or 1-800-GA TREES, or go online at gatrees.org.